



 - ORIGINAL -
COPYMAT[®]
OFFICE PRODUCTS 

MULTIFUNCTION MFP

MAKE DOCUMENT FLOW EASY



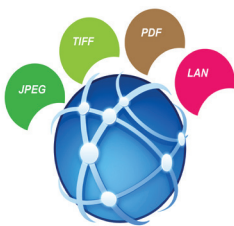
PRINT, COPY, E-MAIL, FAX AND SCAN WITH THE A3 MFP

We've taken the office-critical features of our large departmental MFPs and packed them into this ultra-productive A3-size MFP. It seamlessly integrates print, scan, e-mail, fax, and copy functionality. All these features are operated through a clear and large 8" LCD touch screen to simplify work for busy offices with high-volume of document distribution.



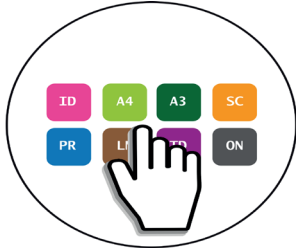
CONVENIENT MOBILE PRINTING AND SCANNING

Wirelessly print, or scan from your mobile devices through Copymat's app for the A3 MFPs.



ADVANCED SCANNING CAPABILITIES

The product let you scan paper-based documents in full color in PDF, JPEG, or TIFF file format and send them to a variety of destinations such as E-mail, FTP, USB and network folder (CIFS), or direct to USB stick.



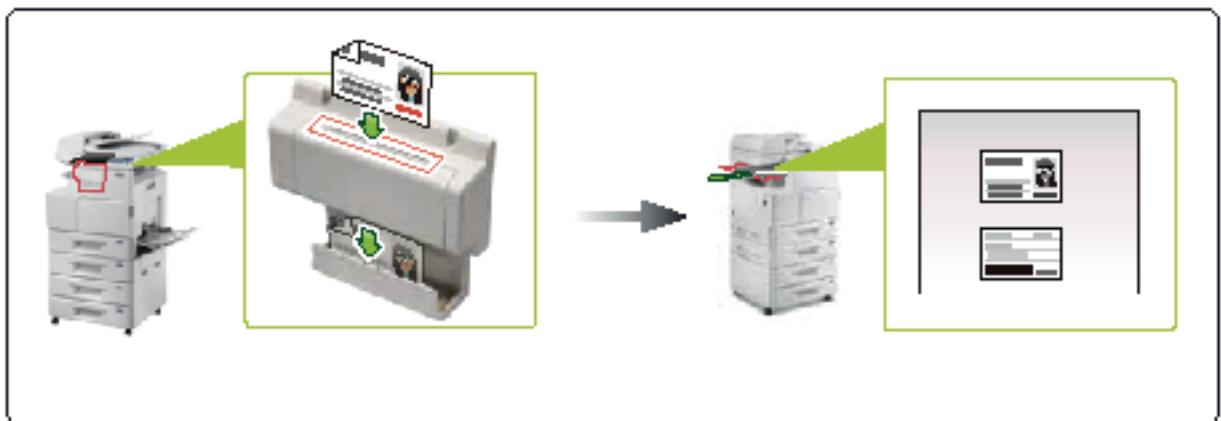
TOUCH INTERFACE LARGE AND BETTER USER EXPERIENCE

Easy to read and navigate, the large 8-inch, bright color touch screen guides you through even the most complex operations. Simply make a few touches on the touch screen, your document can be digitized and distribute within seconds.

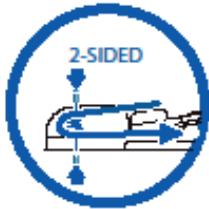


ID CARD COPY DUPLEX ID CARD COPY THROUGH THE OPTIONAL DUPLEX ID CARD MODULE

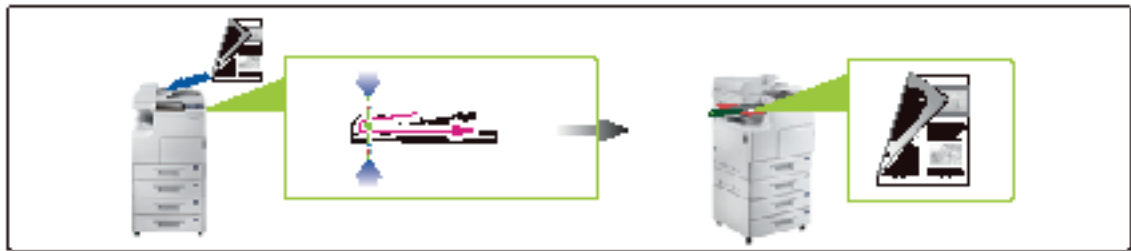
With the optional ID Card Duplex module, making duplex ID card copy is really that easy by simply inserting your card into the card slot and the job is done!



DUPLEX (2-SIDED) SCAN & COPY: TWO TIMES FASTER



With the Auto Document Feeder and a built-in Duplex Copying feature, the product is able to scan a batch of 1-sided or 2-sided documents and copy them as 2-sided documents to reduce your use on paper.



HIGH-CAPACITY TONER CARTRIDGE REDUCE COSTS WITH HIGH DURABILITY

The A3 MFP is shipped with easy-to-install, high-yield 20,000-page toner cartridges that deliver a low cost per page.



Specifications

Model	CP510	CPxxxA	CPxxxB
General			
Memory	512 MB	1408 MB	1408 MB
Display	Charact Type	8 in. Touch Screen	8 in. Touch Screen
Function	Print	Print Copy, Fax, Color Scan	Print Copy, Fax, Color Scan
Print			
Printing Speed	51 PPM	51 PPM	51 PPM
Printing Resolution	600 x 600 dpi	600 x 600 dpi	600 x 600 dpi
First Print out Time	8 sec.	8 sec.	8.5 sec.
Print Features	Auto Paper Tray Select/ Collate/ Watermark/ Storage Print / Security Print/ Network Print	Auto Paper Tray Select/ Collate/ Watermark/ Storage Print / Security Print/ Direct Print (USB storage) / Network Print	
Copy			
Copy Resolution	N/A	600 x 600	600 x 600
Copy Speed	N/A	45 CPM	50 CPM
First Copy out Time	N/A	<11 sec.	<11 sec.
Paper			
Main Tray	500 Pages (A4, 70g)	500 Pages (A4, 70g)	500 Pages (A4, 70g)
Manual Tray	100 Pages	100 Pages	100 Pages
ADF	N/A	50 Pages	50 Pages
Output Tray	500 Pages (A4, 70g)	500 Pages (A4, 70g)	500 Pages (A4, 70g)
Copy Features	Collate/ Rotate Collate/ Book mode/Watermark/ Background removal/ Copy Preview/ Storage Copy / Toner Save mode/ Interrupt Copy/ Cover Sheet Adding		
Scan			
Optical Resolution	N/A	600 x 600 dpi	600 x 600 dpi
Scanning Speed	N/A	40PPM/60IPM (300dpi,BW)	40PPM/60IPM (300dpi,BW)
Fax			
Transmission Speed	N/A	Up to 33.6kbps	Up to 33.6kbps
Fax Features	N/A	Delay Fax/ Memory Fax/ Security Fax/ PC Fax	Delay Fax/ Memory Fax/ Security Fax/ PC Fax
Dimension(W x D x H)	600 x 610 x 620 mm	600 x 600 x 850 mm	600 x 600 x 850 mm
	23.6 x 24 x 24.4 in.	23.6 x 23.6 x 33.4 in.	23.6 x 23.6 x 33.4 in.
Weight	55 kg, 121 lb.	66 kg, 145 lb.	66 kg, 145 lb.
Support OS	Microsoft Windows Server 2003 / 2008 / 2012 / XP / Vista / Win 7 / Win 8 / Win 8.1 / Win 10 (32 /64 bit)		
	Linux / MAC OSX		
Monthly Duty Cycle	20,000 Pages		
Standard Toner	20,000 Pages		
High Capacity Toner	35,000 Pages		
Imaging Unit	150,000 Pages		



MOBILE PRINTING

Wirelessly print from your mobile devices through the App for the A4 Laser series



FAST, HIGH QUALITY PRINTING

Produce professional black and white output at impressive print speeds of up to 30 pages per minute.



BUILT-IN DUPLEX PRINT UNIT

Use the automatic duplex printing feature to help save paper and reduce costs.



ID CARD COPY (OPTIONAL)

With the optional available ID Card Duplex module, making duplex ID card copy is really that easy by simply inserting your card into the card slot and the job is done!



General Specifications

CPU	300 MHZ	
RAM	128 MB / 256 MB	
Display	LED	
Main tray	Paper capacity	250 Pages (75 g/m ² , plain paper)
	Paper size	Legal, Letter, B5, A4, A5,A6
	Paper weight	60~105 g/m ²
Manual tray	Paper capacity	10 Pages (75 g/m ² , plain paper)
	Paper size	A4, A5, A6, Letter, Legal, 76 x 127 to 216 x 356 mm
	Paper weight	60~163 g/m ²
Paper output	Paper face down	
Paper output capacity	150 Pages (75 g/m ² , plain paper)	
Duplex printing unit	Built-in	
Duplex printing	Paper size	A4, Letter
	Paper weight	60~105 g/m ²
Connectivity	CP30: USB 2.0, 10/100 Base-T Ethernet	
	CP30W: USB 2.0, 10/100 Base-T Ethernet	
	Wi-Fi 802.11b/g/n	
Power source	100~120 VAC, 60 Hz or 220~240 VAC, 50/60 Hz	
Dimensions (W x D x H)	402 x 380 x 205 mm, 15.8 x 14.9 x 8 in	
Weight	8 kg, 17.6 lb.	
Printing method	LPH	
Printing speed	30 / 32 ppm (A4 / Letter)	
Max media size	Legal (216 x 356 mm)	
Min media size	76 x 127 mm	
Resolution	600 x 600 dpi	
PDLs/ emulations	GDI	
First print out time	<9 s	
Edge erase	4.3 mm (top, bottom, left, right)	
Duplex Print	Booklet, Calendar	
Printing features	Collate, Network Print	
Duty Cycle	Up to 1,500 Pages / month (recommended)	
Duty Cycle	Up to 15,000 Pages / month	
Consumables	Toner Cartridge, EP Unit, Cassette Pad	



CONVENIENT MOBILE PRINTING

Wirelessly print from your mobile devices through the App for the Multifunction series Printers.



FAST, HIGH QUALITY PRINTING

Produce professional black and white output at impressive print speeds of up to 30 pages per minute.



BUIL-IN DUPLEX PRINT UNIT

Use the automatic duplex printing feature to help save paper and reduce costs.



ID CARD COPY

With the optional available ID Card Duplex module, making duplex ID card copy is really that easy by simply inserting your card into the card slot and the job is done!



General Specifications

Functions	Copy-Print-Scan-Network	
CPU	300 MHz	
RAM	Standard:128MB, up to 256MB	
Storage Flash Memory	4M	
Display	1.7 in. TFT LCD	
Main tray	Paper capacity	250 Pages (75 g/m ² , Plain Paper)
	Paper size	Legal, Letter, A4, A5, A6, B5
	Paper weight	60~105 g/m ²
Manual tray	Paper capacity	10 Pages (75 g/m ² , Plain Paper)
	Paper size	A4, A5, A6, letter, Legal, 76 x 127 mm to 216 x 356 mm
	Paper weight	60 ~ 163 g/m ²
Paper output	Paper Face Down	
Paper output capacity	150 Pages	
Duplex printing unit	Built-in	
	Paper size	A4/ Letter
	Paper weight	60~105 g/m ²
Connectivity	USB 2.0 10/100 Base-T Ethernet Wi-Fi 802.11 b/g/n (AM3021W)	
Power Source	100-120 VAC, 60 Hz or 220-240 VAC, 50/60 Hz	
Acoustical Noise	Standby:	54dB
	Operating:	20 dB
Environmental Factors:	Temperature	15~32°C
	Humidity	50%~70%
Dimension (WxDxH)	402 x 380 x 364 mm 15.8 x 14.9 x 14.3 in.	
Weight	13Kg, 28.6 lb.	
Features:	Auto Document Feeder / USB Host / Web Utility / Account Authority Management	

Scan Function

Technology	Color CIS (Contact Image Sensor)	
Light Source	LED	
Scanning Mode	Color Scanning	
Document feeding mode	Flatbed + Document Feeder	
Optical resolution	1200 x 1200 dpi	
Scan resolution	600 / 300 dpi	
Grayscale mode	Input 16bits , Output 8bits	
Color mode	Input 48bits Output 24bits	
File format	Color file	JPEG, M-PDF, PDF
	Gray file	JPEG, M-PDF, PDF
	B/W file	M-PDF, PDF
ADF Min. Scan Size	76 x 127 mm (2.9 x 5 in.)	
ADF Max. Scan Size	216 x 356 mm (8.2 x 14 in.)	
Flatbed Max. Scan Size	216 x 297 mm (8.2 x 11.69 in.)	
ADF Capacity	35Pages (75 g/m ² , Plain Paper)	
Paper Thickness and Weight	105 g/m ² (28 lb.)	
Scanning Features	Scan to USB/ Scan to FTP/	
	Scan to E-mail/ Scan to CIFS	

Print Function

Printing Method	LPH
Printing Speed	30 / 32 ppm (A4/ Letter)
Max media size	Legal
Min media size	76 X 127 mm
Resolution	600 x 600dpi
PDLs/Emulations	GDI
First print out time	< 9 S
N-up Print	2-in-1, 4-in-1
Scaling	25 ~ 400% , Fit to Paper
Edge Erase	4.3 mm (top, bottom, left, right)
Duplex Print	Booklet , Calendar
Print Feature	Collate/ Storage Print/ Network Print

Cocpy Function

Copy Size	Double Letter (ADF only), Legal, Letter, A4 ,A5
Max media size	ADF : 216 x 356 mm Flatbed : 216 x 297 mm
Min media size	76 X 127mm
Copy Resolution	600 x 600dpi
Copy Speed	30 cpm (1 to N) 20 cpm (N to N)
First copy output time	< 11 S
Copy Count	99
Copy Mode	Text / Photo / Mix
Zoom	25%~400%
N-up Copy	2 in1 / 4 in 1 / ID card
Copy Features	Duplex Copy/ Collate/ Storage Copy/ Toner Save mode/ ID Copy

Duplex ID Card Module (optional)

Max. Document Siz	90 x 60 mm
Card thicknedde	up to 1.1 mm

Software/Reliability/Consumables

Software	
Software Driver Support	Win2K/ XP/ Vista/ Win7/ Win8/ Linux/ MAC
Consumables	
Toner Cartridge	12,000 Pages
Drum (OPC) Cartridge	12,000 Pages
ADF Pad life	20,000 Pages
ADF roller life	20,000 Pages
Casette pad	20,000 Pages



COPYMAT AG
OFFICE PRODUCTS

Baarerstrasse 43
CH-6300 Zug
Switzerland

www.Copyamat-Swiss.com